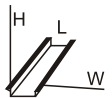



ONE CHANGE OVER - DC COIL VOLTAGE

Features

- Available in 1/2/4/6/8/16 Channels.
- Coil Voltage 5/12/24/48V DC.
- Switching Current 12A at 24V DC/ 250V AC.
- Freewheeling Diode across relay coil for protection.
- Jumpers are provided for selection between positive/negative looping.
- LED indication to denote relay actuation.
- Available with pluggable relays, directly soldered on request.
- Available with fully sealed relay on request.
- Mountable on Universal DIN Rail.



TECHNICAL INFORMATION

GENERAL DATA

Number of Channels	1/2/4/6/8/16 channels other than specified available on request.
Positive/Negative looping	By using jumper caps, remove all jumper caps to make relay independent
Input indication	3 mm green LED for input status
Relay protection	Free wheeling diode 1N4007 across relay coil
Relay Socket	Paramount or equivalent
Ambient operating temperature	0°C to 50°C
Housing material	PVC/V0 Grade, Phoenix Contact or equivalent
Housing color	Green
Conformal coating	Insulate, protect and seal electronic parts, available on request
RoHS compliant	All the components used including PCBs are RoHS approved

RELAY COIL DATA

Rated coil voltage	5V DC	12V DC	24V DC	48V DC
Coil resistance (Ohms)	62.5	360	1440	5358
Rated coil current (mA)	80.0	33.30	16.7	8.96
Must operate voltage	70% max. of rated voltage			
Must release voltage	10% max. of rated voltage			
Maximum voltage	130% at 85°C			
Power consumption (mW Approx.)	400	400	400	430

RELAY DATA

Relay make	OMRON G2R Series, Relay other than OMRON make available on request
Contact type	1 C/O (SPDT)
Relay approvals	

RELAY CONTACT DATA

Contact material	Ag-alloy (Cd free)
Rated current (Resistive)	12A at 250V AC / 24V DC
Maximum switching voltage	440V AC, 300V DC
Contact resistance	100mOhm max.
Operate time	15 ms max.
Release time	DC: 5 ms max.
Insulation resistance	1000 M Ohm min.
Di-electric strength between coil & contact	5000V AC, 50/60 Hz for 1 min
Maximum mechanical operating frequency	18000 operation/hour
Maximum electrical operating frequency	1800 operation/hour (under rated load)

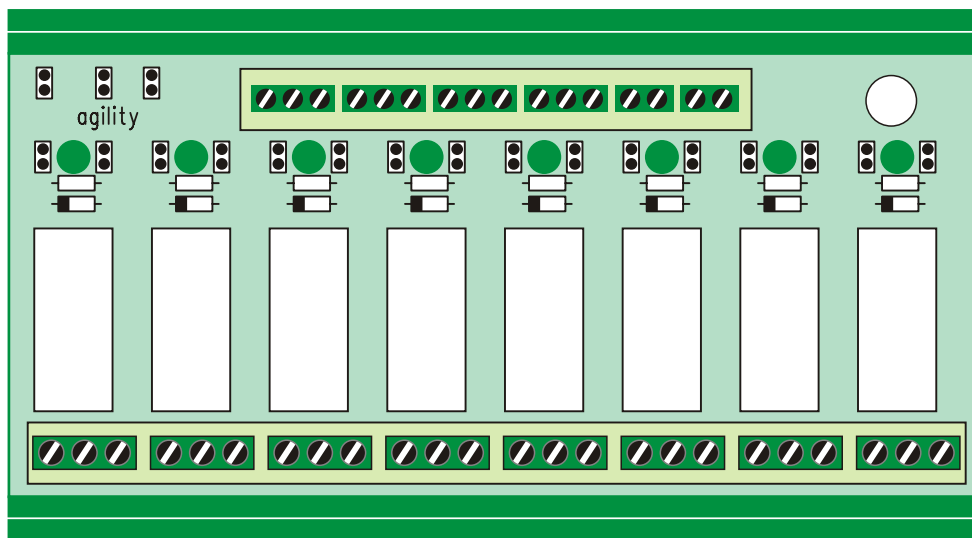
CONNECTION DATA

Input (Coil) Side	PCB Terminals Screw (Nominal current: 24A, Rated voltage: 250V, Type of connection: Screw connection)
Output (Contact Side)	PCB Terminals Screw (Nominal current: 24A, Rated voltage: 250V, Type of connection: Screw connection)
Cross section of permissible wire	Solid Min/Max: 0.2/4.0 mm ² Stranded Min/Max: 0.2 / 2.5 mm ²
Make	Phoenix Contact or equivalent

ORDERING INFORMATION

1 C/O 24V DC			1 C/O 12V DC		
Article Nos.	Descriptions	Dimension LxWxH (mm)	Article Nos.	Descriptions	Dimension LxWxH (mm)
11100197	AE-01-024D-1-B	21 x 90 x 60	11100207	AE-01-012D-1-B	21 x 90 x 60
11100196	AE-02-024D-1-B-C	36 x 90 x 60	11100208	AE-02-012D-1-B-C	36 x 90 x 60
11100195	AE-04-024D-1-B-C	66 x 90 x 60	11100209	AE-04-012D-1-B-C	66 x 90 x 60
11100194	AE-08-024D-1-B-C	128 x 90 x 60	11100210	AE-08-012D-1-B-C	128 x 90 x 60
11100193	AE-16-024D-1-B-C	252 x 90 x 60	11100211	AE-16-012D-1-B-C	252 x 90 x 60

Layout Diagram of AE-08-024D-1-B-C



Connection Diagram of AE-08-024D-1-B-C

